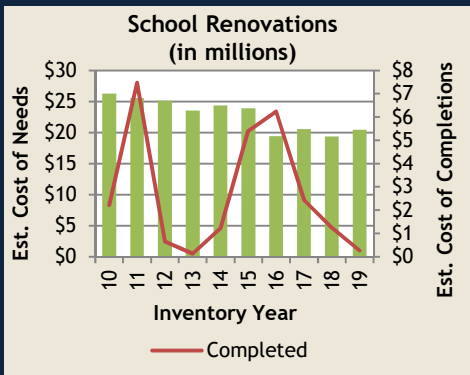
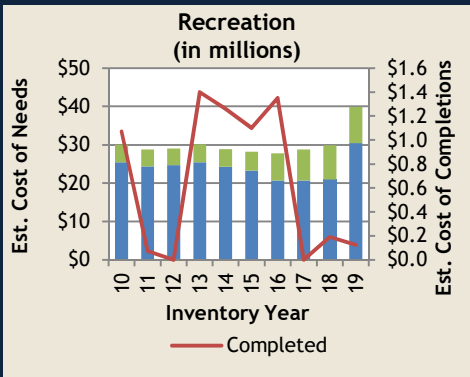
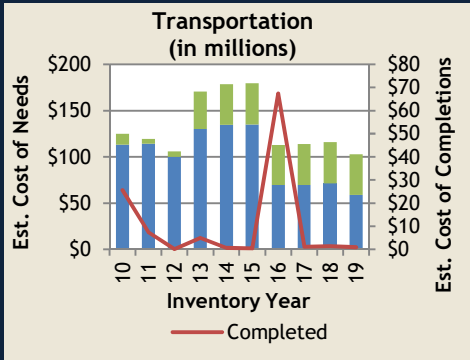


## Carter County

Total Estimated Cost\* for  
Infrastructure Improvements

**\$203,824,065**

**TOP 3**

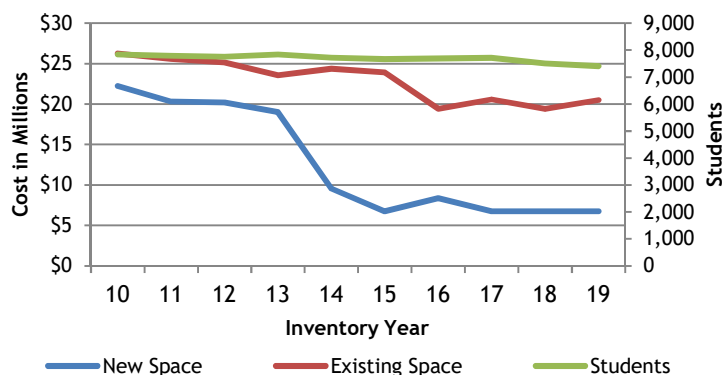


■ = Local  
■ = Regional (Serves Multiple Counties)

## Estimated Cost of Needed Infrastructure for Carter County Five-year period July 2019 through June 2024

Project Type	Conceptual	Planning & Design + Construction
Transportation	\$ 66,156,000	\$ 36,918,641
Recreation	\$ 14,410,000	\$ 25,440,745
School Renovations	\$ 18,245,650	\$ 2,245,784
Water and Wastewater	\$ 10,505,000	\$ 1,810,465
New Public Schools & Additions	\$ 6,700,000	\$ 60,000
Post-secondary Education	\$ 2,790,000	\$ 1,683,796
Housing	\$ 3,100,000	\$ 1,000,000
Law Enforcement	\$ -	\$ 3,580,000
Libraries, Museums, & Historic Sites	\$ -	\$ 3,100,000
Fire Protection	\$ 1,750,000	\$ 507,984
Community Development	\$ 1,100,000	\$ -
Solid Waste	\$ 950,000	\$ -
Industrial Sites and Parks	\$ 720,000	\$ -
Business District Development	\$ -	\$ 550,000
Public Buildings	\$ 500,000	\$ -
Broadband	\$ -	\$ -
Other Education	\$ -	\$ -
Other Facilities	\$ -	\$ -
Other Utilities	\$ -	\$ -
Public Health Facilities	\$ -	\$ -
School-System-wide	\$ -	\$ -
Storm Water	\$ -	\$ -
<b>Total</b>	<b>\$ 126,926,650</b>	<b>\$ 76,897,415</b>

## Cost of Needed New School Space vs Improvements to Existing Schools and Student Enrollment Growth



\*Total Estimated Cost = Conceptual + Planning & Design + Construction