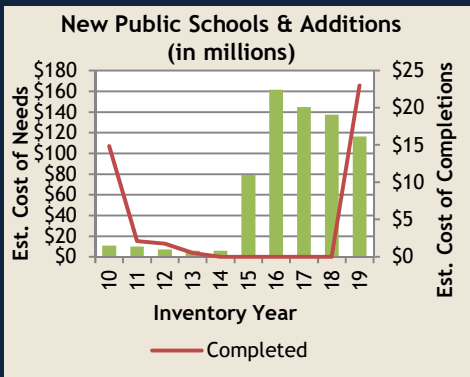
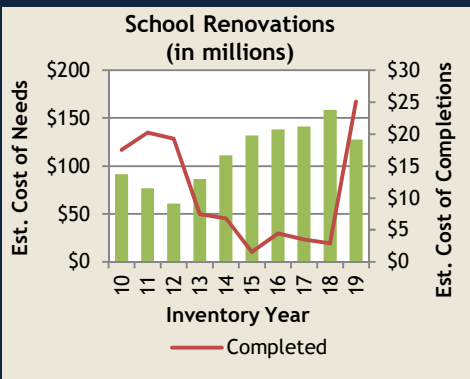
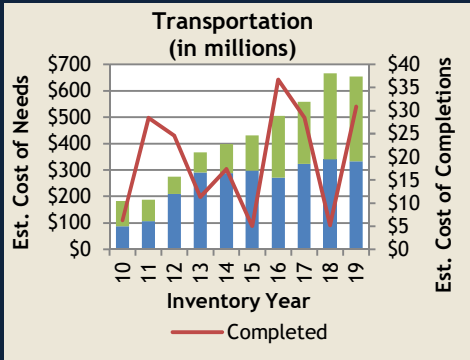


## Sullivan County

Total Estimated Cost\* for  
Infrastructure Improvements

**\$1,156,302,772**

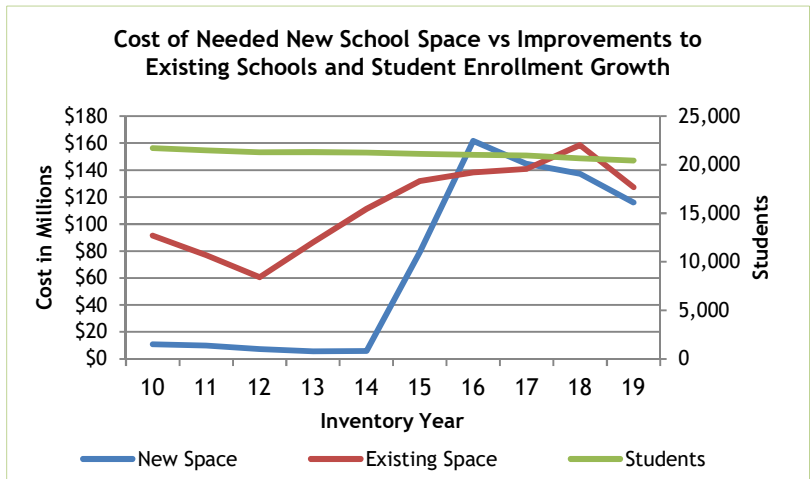
**TOP 3**



■ = Local  
■ = Regional (Serves Multiple Counties)

## Estimated Cost of Needed Infrastructure for Sullivan County Five-year period July 2019 through June 2024

Project Type	Conceptual	Planning & Design + Construction
Transportation	\$ 312,710,863	\$ 341,476,886
School Renovations	\$ 78,499,000	\$ 48,840,549
New Public Schools & Additions	\$ 3,180,000	\$ 113,000,000
Public Health Facilities	\$ 55,000,000	\$ -
Housing	\$ 1,175,000	\$ 51,500,000
Water and Wastewater	\$ 18,230,000	\$ 29,024,442
Post-secondary Education	\$ -	\$ 43,195,883
Industrial Sites and Parks	\$ -	\$ 25,767,000
Recreation	\$ 7,281,000	\$ 12,277,149
Other Facilities	\$ 6,860,000	\$ 1,330,000
Public Buildings	\$ 4,000,000	\$ 50,000
School-System-wide	\$ 1,000,000	\$ -
Storm Water	\$ 500,000	\$ 400,000
Fire Protection	\$ 200,000	\$ 305,000
Libraries, Museums, & Historic Sites	\$ 500,000	\$ -
Broadband	\$ -	\$ -
Business District Development	\$ -	\$ -
Community Development	\$ -	\$ -
Law Enforcement	\$ -	\$ -
Other Education	\$ -	\$ -
Other Utilities	\$ -	\$ -
Solid Waste	\$ -	\$ -
<b>Total</b>	<b>\$ 489,135,863</b>	<b>\$ 667,166,909</b>



\*Total Estimated Cost = Conceptual + Planning & Design + Construction