

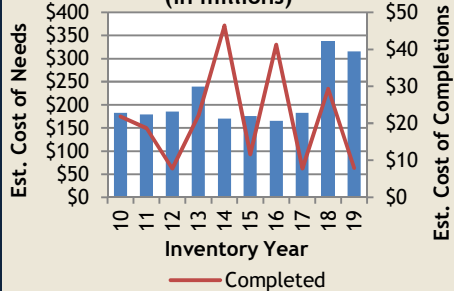
Washington County

Total Estimated Cost* for
Infrastructure Improvements

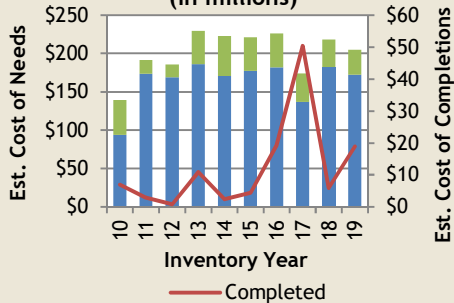
\$783,171,189

TOP 3

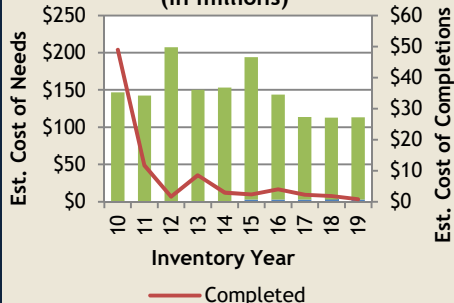
Post-secondary Education
(in millions)



Transportation
(in millions)



Water and Wastewater
(in millions)

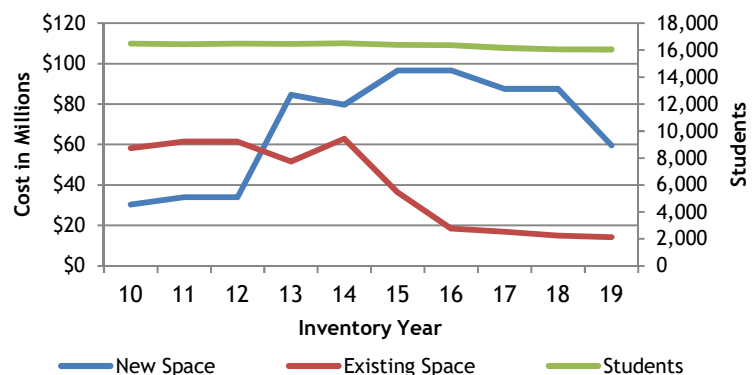


■ = Local
■ = Regional (Serves Multiple Counties)

Estimated Cost of Needed Infrastructure for Washington County Five-year period July 2019 through June 2024

| Project Type | Conceptual | Planning & Design + Construction |
|--------------------------------------|-----------------------|-------------------------------------|
| Post-secondary Education | \$ 173,685,000 | \$ 141,779,765 |
| Transportation | \$ 87,509,000 | \$ 117,592,713 |
| Water and Wastewater | \$ 46,879,000 | \$ 66,565,000 |
| New Public Schools & Additions | \$ 50,175,500 | \$ 9,400,000 |
| Housing | \$ - | \$ 30,498,911 |
| School Renovations | \$ 11,000,000 | \$ 3,195,000 |
| Recreation | \$ 1,470,000 | \$ 12,095,000 |
| Other Facilities | \$ - | \$ 8,675,000 |
| Fire Protection | \$ 5,750,000 | \$ - |
| Libraries, Museums, & Historic Sites | \$ 1,800,000 | \$ 2,935,000 |
| Public Health Facilities | \$ 2,630,000 | \$ 1,145,000 |
| Law Enforcement | \$ 2,000,000 | \$ 1,191,300 |
| Public Buildings | \$ - | \$ 2,900,000 |
| Business District Development | \$ 2,000,000 | \$ - |
| School-System-wide | \$ 300,000 | \$ - |
| Broadband | \$ - | \$ - |
| Community Development | \$ - | \$ - |
| Industrial Sites and Parks | \$ - | \$ - |
| Other Education | \$ - | \$ - |
| Other Utilities | \$ - | \$ - |
| Solid Waste | \$ - | \$ - |
| Storm Water | \$ - | \$ - |
| Total | \$ 385,198,500 | \$ 397,972,689 |

Cost of Needed New School Space vs Improvements to
Existing Schools and Student Enrollment Growth



*Total Estimated Cost = Conceptual + Planning & Design + Construction